

# KALAHARI



The dream becomes reality

1994

*The Dream:* To own a real Safari. You know their reputation for quality, for service, for luxury. But if you thought that a new Safari was out of your budget, think again! Safari built the 1994 Kalahari Edition to be affordable; without sacrificing the quality we build into every coach.



There's so much room for living. Swivel the cab chairs around and there's room for six to talk and enjoy the stereo or the 20" television. The galley is spacious and fully equipped. Sleep in the comfort of a queen size bed (twins available), or click on the bedroom television. There's a cedar-lined closet and plenty of storage space. Bathe in the luxury of a full-size shower with a skylight!

If you need a way to sleep an extra couple, consider the optional Electro-Majic<sup>®</sup> Bed. The bed hides in the ceiling during the day, but a press of a button lowers it to sleeping height.

When you're ready to roll, sink into the 6-way power driver seat, turn the key, and feel the turbocharged diesel power. You have a choice of pushers - 6.5L GM or 5.9L Cummins diesel engines. Either way, just put the automatic transmission into gear, and when it reaches overdrive turn on the cruise control and enjoy the scenery.

As a Kalahari owner, you'll enjoy knowing that the same craftsmen that build the super-luxury Safari Continental also built your coach. It has the same aircraft-style aluminum frame construction, strong steel substructure, micro-laminate trusses, and one-piece roof construction.



The cabinetry is fine western hardwood, with craftsmanship superior to any other coach - at any price. We made the Kalahari affordable through high production volume, and by selecting features that add the most value - not by compromising quality.

The Kalahari comes equipped! Back-up camera, antenna booster, cable hookup, trailer hitch, sleeper sofa, roof air conditioning, stereo system - all are standard. To pack in even more value, we've combined the most popular options into the Pathmaker<sup>™</sup> Package: hydraulic levelers, a





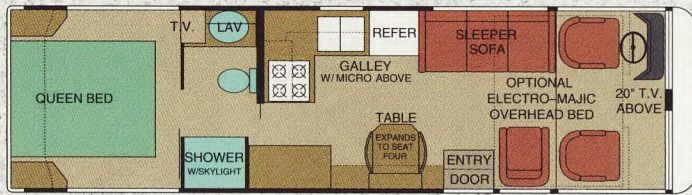
1000W inverter, a solar panel, patio awning, air horns, and 120V residential lighting. And you can customize your coach even further with window awnings, hardwood floors, washer/dryer, and of course, our trademark air-brushed murals.

As a member of the Safari family we'll take care of you with a full warranty-

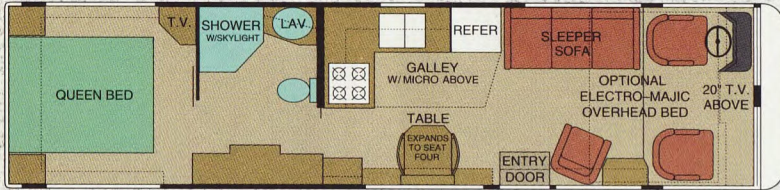
backed by the #1 luxury coach manufacturer in America. Our owner's club holds rallies across the country. And every year we invite you to bring your coach back home to Harrisburg, Oregon for our annual Homecoming Rally - a special event for all of us.

Ask your local dealer to show you the 1994 Kalahari Edition - and see your dream become a reality!

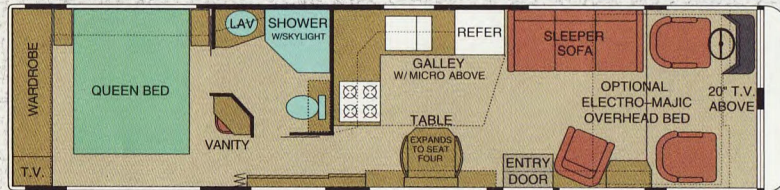
For more  
information, see your  
local Kalahari dealer  
or call Leslie at  
1-800-458-8735



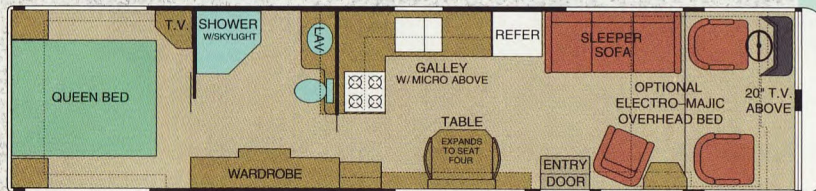
3040 Queen or Twin Beds



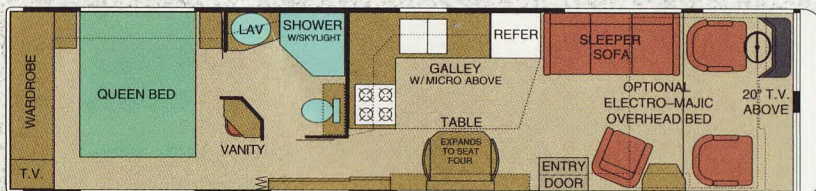
3330 Queen or Twin Beds



3352 Queen Bed



3430 Queen or Twin Beds



3452 Queen Bed

## Standard Features

- 6.3 kW Onan Generator (3.6 kW in 3040)\*
- Dual 13,500 BTU Roof Air Units  
\* (Single Unit in 3040)
- 35,000 BTU Gas Furnace
- Dash Heat & Air Conditioning
- 20" Color TV w/Remote
- Back-Up Monitor
- Cable TV Hookup
- Amplified TV Antenna
- Micro-Convection Oven
- 7.5 cu.ft Norcold Refrigerator
- Stainless Steel Double Sinks
- Stereo System w/Cassette
- Power Driver Seat
- Electric Step
- Trailer Hitch
- Fantastic Galley Fan

## PathMaker Edition

All of the above, PLUS:

- 1000W Inverter \*
- Solar Panel \*
- Hydraulic Levellers\*
- 120V Residential Lighting Package \*
- Air Horns \*

## Chassis Features

### Spartan EC-1K\*

- Available on 3040, 3330, 3352 Models
- \* TurboCharged 6.5L GM Diesel Engine
- \* GM HydraMatic 4-Speed Transmission w/Overdrive
- \* GVW - 16000 lbs, GCW - 18500 lbs

### Oshkosh XC-18RD

- Available on 3430 & 3452 Models
- TurboCharged 5.9L Cummins Diesel Engine
- Allison 4-Speed Automatic Transmission
- GVW - 18000 lbs, GCW - 22000-lbs

## Available Options

- \* Roof Rack & Ladder
- Electro-Majic® Bed
- \* Window Awnings
- Wood Floor in Galley
- Wood Floor in Bathroom
- Generator/Roof Air Upgrade for 3040
- Rear Mural
- Custom Mural

**All Specifications Subject to Change Without Notice or Liability**

# SAFARI

P.O. Box 740  
30725 Diamond Hill Road  
Harrisburg, Oregon 97446  
800-458-8735 • 503-995-8214